

Team decision making under risk and myopic loss aversion^{*}

Matthias Sutter[#]

University of Innsbruck, and

Max Planck Institute for Economics Jena

This version: 18th May 2005

^{*} I would like to thank Stefan Haigner, Martin Kocher and Wolfgang Lukan for helpful comments. Detlof van Winterfeldt and an associate editor of this journal gave me encouraging and constructive feedback on a much shorter previous version of this paper. The current draft was written while I was visiting and enjoying the hospitality of the Institute for Empirical Research in Economics (Chair of Ernst Fehr) at the University of Zurich. Financial support from the Max Planck Society and the Center for Experimental Economics at the University of Innsbruck (sponsored by *Raiffeisen Landesbank Tirol*) is gratefully acknowledged.

[#] Address for correspondence: University of Innsbruck, Universitaetsstrasse 15, A-6020 Innsbruck, Austria.
e-mail: matthias.sutter@uibk.ac.at

Team decision making under risk and myopic loss aversion

Abstract

Myopic loss aversion has been put forward by Benartzi and Thaler (1995) as an explanation for the equity premium puzzle. Several studies have shown that myopic loss aversion is, indeed, a persistent phenomenon in *individual* decision making under risk. We examine in an experimental study whether investment decisions of *teams* are equally affected by myopic loss aversion and whether teams make different decisions than individuals. Our major findings are that (1) team decisions are also characterized by myopic loss aversion, and that (2) teams invest higher amounts than individuals do. We discuss several implications of these findings.

JEL-classification: C91, C92, D80, G10

Keywords: Myopic loss aversion, Team decision making, Equity premium puzzle,
Risk, Experiment

1 Introduction

Benartzi and Thaler (1995) have put forward the concept of myopic loss aversion (MLA) as an explanation for one of the most intriguing puzzles in finance, i.e. the equity premium puzzle. This puzzle refers to the fact that given the long-term returns of stocks and bonds one would have to assume unreasonably high levels of risk aversion to explain why investors are willing to hold bonds at all (Mehra and Prescott, 1985; Kocherlakota, 1996; Siegel and Thaler, 1997). To resolve the puzzle, Benartzi and Thaler (1995) have combined the behavioral concepts of loss aversion (Kahneman and Tversky, 1979; Tversky and Kahneman, 1992) and mental accounting (Kahneman and Tversky, 1984; Thaler, 1985) into MLA. In short, MLA assumes that subjects are myopic in evaluating outcomes over time (which captures the mental accounting-property of MLA), and are more sensitive to losses than to gains (capturing the aspect of loss aversion).¹ In the context of financial decision making, MLA implies that shorter evaluation periods and a shorter period of commitment to an investment make a risky option (with positive expected value) look less attractive than longer evaluation periods and a longer commitment would do, because with longer evaluation periods and commitment aggregate losses occur less frequently in case of risky investments with a positive expected value. As a consequence, subjects exhibiting MLA can be expected to invest less in risky options the more frequently returns are evaluated and the more often they can change their investment decision.

In this study, we examine financial decision making of teams and in particular whether decisions taken by teams – rather than individuals – are prone to myopic loss aversion. In their seminal paper, Benartzi and Thaler (1995) raise the question whether organizations (like pension funds, foundations or university endowments) display MLA. In addressing the

¹ As such, MLA can be considered an example for what Kahneman and Lovallo (1993) have called “narrow framing”, i.e. to think about gambles or investments one at a time rather than aggregating them into a portfolio.

question – and providing an affirmative answer – they recur to individual fund managers, but do not consider the case of teams of several subjects making a joint decision on financial investments. Yet, many organizations rely on a “four eyes principle” or a team-management approach when making investment decisions in stocks and bonds (Prather and Middleton, 2002). Therefore, it seems of imminent practical importance to examine whether teams take different investment decisions than individuals and whether teams are also susceptible to MLA.

So far, the prevalence of MLA has only been examined for *individual* decision makers. In recent years, several experimental papers have provided robust evidence for the existence of MLA. Gneezy and Potters (1997), Thaler et al. (1997), Barron and Erev (2003), Langer and Weber (2003), Bellemare et al. (2005) or Fellner and Sutter (2005) have found that in an individual decision making task subjects invest less in risky assets with shorter evaluation and commitment periods than in case of longer evaluation and commitment periods. The effects of MLA even carry over to market conditions, as has been shown by Gneezy et al. (2003) who have found lower market prices in an experimental asset market when evaluation and commitment periods are shorter.

Given that the experimental evidence has been gathered only with students who have no (or at best marginal) experience in real financial markets, Haigh and List (2005) have put forward the conjecture that the effects of MLA might be severely attenuated when real market players act in an experiment. To test this conjecture, they have exposed professional futures and options pit traders from the Chicago Board of Trade to the experimental design of Gneezy and Potters (1997). Much to their surprise, they have found that professional traders exhibit MLA to an even *greater* extent than a control group of undergraduate students. This result implies that the negative impact of MLA on investments in risky assets is not confined to student participants only and can not be attenuated simply by letting *more experienced subjects* make investment decisions.

However, the effects of MLA might be avoided or limited by letting *more subjects*, i.e. *teams*, make a (single) decision. One major purpose of this paper is to test this conjecture which might have important practical implications for the institutional choice of the appropriate type of decision maker for financial investments. If we found teams to be immune to or less affected by MLA, this would provide an important rationale for entrusting decisions under risk – like financial decisions of investment companies or investment decisions of corporations – to teams rather than to individuals. Furthermore, the issue of team decision making and MLA is important from a theoretical point of view because it examines the range of applicability of the concept of MLA and its explanatory power for the equity premium puzzle. If team decisions were not characterized by MLA, then one should not expect to find an equity premium in markets where teams make investment decisions.

Since we gather also individual data to compare our team data to, this study also serves a second major purpose of investigating differences in decision making under risk between individuals and teams. Even if both individuals and teams were prone to MLA, their decisions might still be different, for instance with respect to maximizing the expected value of financial decisions. Such a finding would also have practical implications in the sense that teams might be better in exploiting investment opportunities.

To address the two major purposes of this paper, we have run three different experiments. Experiment E1 examines whether individuals and teams take different decisions and whether both types of decision makers exhibit MLA. Using a between-subjects design we find that teams make higher investments in the experimental lottery than individuals do, such that teams are closer to maximizing their expected value. But we also find that teams are as prone to MLA as individuals are. Experiment E2 addresses the question whether team decision making has a persistent effect on individual decision making when subjects experience both individual and team decision making. Using a within-subjects design we can replicate the basic findings of experiment E1 and show that individuals raise their investments when they

switch from individual to team decision making. However, investments do not decline when subjects switch from team to individual decision making. Hence, team decision making has persistent effects on ensuing individual decision making. Given the robust findings on differences between individual and team decision making we try to pin down the causes for these differences in experiment E3. For this purpose, we isolate two important aspects of team decision making in the experimental design: first, the fact that members of teams are equally affected by the team's decision, in particular that they have the same payoffs from a given decision; second, the fact that team decision making involves the exchange of information and advice among team members. We find that both factors contribute (more or less equally) to the higher investments of teams than of individuals.

The rest of the paper is organized as follows. Section 2 discusses related literature and derives some expectations. Section 3 describes the main elements of the experimental design and procedure that is common in all three experiments. Section 4 is devoted to the specific details and results of the three experiments. Section 5 summarizes and concludes the paper.

2 Team decision making under risk

The issue of individual versus team decision making under risk has caught considerable attention in social psychology. Stoner's (1961) seminal finding of a risky shift in teams – meaning that teams make riskier decisions than the average group member – has received a great deal of attention, but it has not been established as a general phenomenon of decision making in teams, because subsequent research has observed both risky and cautious shifts in team decision making under risk (Davies, 1992; Kerr et al., 1996; Levine and Moreland, 1998).

In economics, the traditional view is that the type of decision maker – individual or team – does not matter systematically for decision making. From the classical expected utility theory perspective the ultimate decision should lead to the same maximizing choice (Arrow, 1987). Only very recently, Eliaz et al. (2005) have presented a theoretical model which predicts choice shifts in team decision making under certain conditions. The model is very general and captures both the possibility of risky as well as cautious shifts within teams, with the direction of the shift depending crucially on the expectation of a team member on the other team members' probability for taking either a safe or a risky decision. Even though its generality is appealing, the model of Eliaz et al. (2005) does not provide an equilibrium analysis of how team members react optimally to their expectation of other members' decisions. Given this limitation, it is impractical to come up with a clear hypothesis on team decision making under risk and it is hard to devise a precise empirical or experimental test of the model.

Therefore, we resort to experimental work on team and individual decision making under risk to derive behaviorally motivated expectations about the possible differences. Even though we are not aware of any paper on the existence of MLA in team decisions, there are a few papers on the question whether team decisions comply better with expected utility theory than individual decisions. From the latter type of studies we can indirectly infer evidence whether team decisions under risk are different from individual decisions. Bone et al. (1999) test for common-ratio effects of teams and individuals, finding that both types of decision makers are basically equally likely to fall prey to this violation of the axioms of expected utility theory. An interesting aspect for our study is the fact that Bone et al. (1999) also find that teams choose more often a riskier decision than individuals, implying a higher expected value from the lotteries chosen by teams than by individuals. Very similar results have been reported in Rockenbach et al. (2001) who also find teams not to be more consistent with the axioms of expected utility theory when testing for preference reversal, common ratio, or reference point

effects. However, teams take the better risks in their lottery choices by accumulating a significantly higher expected value from the lotteries at a significantly lower risk. Rockenbach et al. (2001) explain this latter finding by a team decision algorithm which combines majority voting on lottery choices with the right to veto alternative choices which provide additional risk that is not compensated by additional expected value. In sum, the experimental evidence of Bone et al. (1999) and Rockenbach et al. (2001) suggests that teams are better in maximizing expected value. Therefore, we put forward as a first expectation for our experiments:

***Expectation 1:** Teams take decisions which generate a higher expected value than the decisions of individuals.*

Turning to the issue of MLA and team decision making, we start with the observation that from the viewpoint of expected utility theory, a variation in the evaluation frequency and in the length of commitment should not lead to different investment levels. The concept of MLA, however, explains why differences in the evaluation frequency or commitment length might matter after all and predicts that longer commitment and evaluation periods should lead to higher investments. Yet, MLA provides no cue whether to expect differences between teams and individuals.

If the existence of MLA were classified as a bias in judgment then the more general question would be whether teams are more or less prone to judgmental biases and violations of expected utility theory than individuals are. The predominant view in social psychology is that there is no clear or general pattern with respect to judgmental biases (Kerr et al., 1996), meaning that teams have in many respects the same degree of biases as individuals, for instance with regards to the law of small numbers bias, illusion of control or overconfidence (Houghton et al., 2000). Likewise, the studies of Bone et al. (1999) and Rockenbach et al. (2001) have failed to find significant differences between teams and individuals with respect to the frequency of violating the axioms of expected utility theory. Therefore, it seems

reasonable not to expect any differences between teams and individuals concerning the existence of MLA, which we summarize in our second expectation:

Expectation 2: Individuals and teams are equally prone to MLA.

3 Basic experimental design

All three experiments reported below rely on the design introduced by Gneezy and Potters (1997).² Subjects receive an endowment of 100 Euro-cents (i.e. 1€) in each out of 9 rounds. Then they have to choose in each round how much to invest in a lottery with the following characteristics: With a probability of 1/3 the lottery returns two and a half times the invested amount X in addition to the initial endowment, yielding a round payoff of $100 + 2.5X$ Euro-cents. With a probability of 2/3 the invested amount is lost, yielding $100 - X$ Euro-cents as payoff in the respective round.³ Such a lottery yields the highest expected value in case of an investment of $X = 100$ Euro-cents, where the expected value is 116.67 Euro-cents. Hence, under risk neutrality one should expect maximum investments in all rounds.

² Langer and Weber (2003) have shown that the effects of MLA prevail not only in additive investment tasks (as in the design of Gneezy and Potters, 1997), but also in a more realistic, but also considerably more complex multiplicative setting, where earnings in one round carry over to all subsequent rounds. Given that Langer and Weber's (more complex) examination of the influence of MLA on investment decisions yields the same conclusions as Gneezy and Potters (1997) or Thaler et al. (1997), for example, we stick to the (relatively simpler) additive design of Gneezy and Potters (1997) for the purpose of our study.

³ Note that decision-makers in the experiment invest their 'own' money (given to them by the experimenter), which is typically not the case for agents (brokers) on financial markets. Yet, the agents' earnings depend very often on the performance of their investments (through the use of proportional commissions, for instance). Therefore, it seems a reasonable approach to let subjects invest their 'own' money in the experiment.

There are two *conditions* under which subjects have to make their decision. The amount X has to be chosen round by round in condition *SHORT*.⁴ This is the condition with a short-term commitment with respect to financial investments. In condition *LONG*, decisions on X have to be made in sequences of three rounds each, hence for rounds 1-3, rounds 4-6, and rounds 7-9 separately. This represents the long-term commitment condition, because the invested amount X is fixed for three rounds.

As regards the information conditions, subjects are informed about the lottery's outcome, the resulting payoff in each single round and the accumulated payoffs up to the present round under both conditions. Under the *LONG* condition subjects are additionally informed about the sum of payoffs earned in a sequence of three rounds.

The lottery's outcome depended on a subject's randomly assigned type and a uniformly distributed random number r from the interval $[0,3]$. Type A-players won the lottery if the random number $r \in [0, 1]$, type B-players if $r \in (1, 2]$, and type C-players if $r \in (2, 3]$. In order to check whether the determination of the lottery's outcome via computer influenced subjects' behaviour we also ran some control sessions in experiment E1 with paper and pen where the lottery's outcome was determined by drawing any of three balls (labelled A, B, or C) out of an urn. Investment decisions in the paper and pen sessions are very similar to and not significantly different from those in the computerized sessions ($p > 0.3$; Mann-Whitney U-test) which allowed us to pool these data.

All experimental sessions were programmed with z-Tree (Fischbacher, 1999) and conducted at the Max Planck Institute for Economics in Jena. Sessions lasted between 35 and 50 minutes. The recruitment of the 852 subjects who participated in at most one session was greatly facilitated by the online recruitment system ORSEE (Greiner, 2004). On average participants earned 9.8 € plus a show-up fee of 2 €

⁴ We italicize the two conditions (*SHORT* and *LONG*) throughout the text in order to distinguish these conditions from the experimental treatments which are introduced below and denoted in regular capital letters.

4 The three experiments

4.1 Experiment E1: Are there differences between individuals and teams?

4.1.1 *Treatments and procedure*

The treatment variable in experiment E1 is the type of decision maker being either an individual or a team of three subjects who can communicate and discuss their decisions face-to-face. We denote these treatments INDIVIDUALS, respectively TEAMS. Experimental instructions were identical in both treatments, with two exceptions.⁵ First, teams of three subjects each were requested to arrive at a team decision which was binding for all team members.⁶ Second, in the team sessions it was made clear that *each* of the three team members would get paid the full amount earned by the team in the 9 rounds. This procedure holds the per capita payoffs and marginal incentives constant across both treatments.

The experimental sessions were run in December 2003. A total of 294 participants were randomly assigned to the two treatments and the two different conditions per treatment. In the TEAMS-treatment, we had 28 teams of three subjects in each of the two conditions *SHORT* and *LONG*. In INDIVIDUALS we had 64 subjects in *SHORT*, and 62 subjects in *LONG*.

4.1.2 *Results*

Figure 1 shows the average investment levels per round, depending upon the type of decision maker (INDIVIDUALS vs. TEAMS) and the condition (*SHORT* vs. *LONG*). The first thing to notice is that teams invest significantly higher amounts than individuals under

⁵ The experimental instructions are given in Appendix A1 for referees' use.

⁶ Teams – like individuals – had 3 minutes time in *SHORT* (9 minutes in *LONG*) to arrive at a decision. This time limit was not strictly enforced, but a message showed up on the computer screen when this time was up, indicating that the team – or individual – should make a decision in short time. Only in the first round of the *SHORT*-condition, some teams needed up to 4 minutes before entering a decision. No team exceeded the time limit in the *LONG*-condition. Individuals stayed within the time limit in all instances.

both conditions. The average investment in *SHORT* is 39.4 in INDIVIDUALS and 55.7 in TEAMS ($p < 0.05$; $N = 92$; Mann-Whitney U-test⁷). The corresponding figures in *LONG* are 54.7 vs. 76.8 ($p < 0.01$; $N = 90$; Mann-Whitney U-test). These results indicate that teams make riskier decisions and, thereby, accumulate more expected value than individuals do. This is in line with our Expectation 1.

Result 1A: *Controlling for the length of commitment, teams invest significantly higher amounts than individuals do.*

Figure 1 and Table 1 about here

The second thing to notice from Figure 1 is the difference between investment levels in *SHORT* and in *LONG*. Individuals invest on average 39.4 in *SHORT*, but 54.7 in *LONG* ($p < 0.05$; $N = 126$; Mann-Whitney U-test), and teams invest 55.7 in *SHORT*, but 76.8 in *LONG* ($p < 0.01$; $N = 56$).

It is remarkable that both individuals and teams invest about 38% higher amounts in *LONG* than in *SHORT*, showing that the influence of MLA on investment decisions of individuals and teams is practically the same and not significantly different. This is in line with our Expectation 2.

Result 1B: *The investment decisions of both teams and individuals are equally affected by myopic loss aversion.*

Our Result 1A of teams making higher investments can be further qualified by checking whether it is mainly due to less individuals investing at all (meaning that it could be caused by a larger fraction of individuals shying away from positive investments) or whether also those individuals investing positive amounts invest less than teams. It turns out that both

⁷ All tests reported in this paper are two-sided. Panel A of Table 1 also reports the average investments in the different sequences of three rounds.

explanations are valid. About 17.5% of individual choices in *SHORT* are zero investments ($X = 0$), whereas only 4.4% of teams choose not to invest at all. In *LONG*, 10.2% of individual choices are zero investments, compared to 1.2% of team choices. In both conditions, the fraction of individuals completely abstaining from investment is significantly higher than those of teams ($p < 0.05$; χ^2 -test). However, even those individuals who invest positive amounts invest less than teams. If we consider only the positive investments, we find individuals investing 47.8, but teams 58.2 in condition *SHORT* ($p = 0.1$; Mann-Whitney U-test). In *LONG*, the difference is even larger (61.0 vs. 77.8; $p < 0.05$). Since the risk of investing positive amounts is fixed across treatments and conditions, our Result 1A is not only driven by what psychologists would call risky shift (more teams making strictly positive investments), but also by teams making significantly higher investments than even those individuals who invest a positive amount at all.

4.2 Experiment E2: Does the experience of team decision making influence individual decision making?

4.2.1 Treatments and procedure

Experiment E2 examines whether the experience of team decision making has any spillovers on subsequent individual decision making. By using a within-subjects design it also can serve as a control whether the results obtained in the between-subjects design of experiment E1 extend to a within-subjects setting.

We have two experimental treatments which we denote I-T-I and T-I-T. The “I” in the treatment abbreviation stands for three rounds of individual decision making, whereas the “T” indicates three rounds of decision making in teams of three subjects. That means that participants in treatment I-T-I start with three rounds of individual decision making. Thereafter they are linked together as teams of three subjects and have to make decisions for rounds 4-6 as a team. A final phase of individual decision making in rounds 7-9 then

completes the experiment.⁸ In treatment T-I-T, the order is reversed, with subjects making decisions in (fixed) teams in rounds 1-3 and rounds 7-9, and individually in rounds 4-6.

The team decision making process is organized as follows. The three members of a team are connected via an electronic chat in which they can exchange any messages (that do not reveal their identity) in real-time. Team decisions are only valid if all team members enter the same decision on their computer.⁹

It is important to stress that subjects were not aware of the changes in how to make a decision in the course of the experiment before these changes actually occurred. This means that participants in treatment I-T-I received the same instructions as those in INDIVIDUALS, and the participants in treatment T-I-T basically those from the TEAMS-treatment (except that an electronic chat was used for communication in T-I-T). Only after round 3 – and later on after round 6 – participants got to know the changes in how to make a decision. We opted for this procedure of not announcing the whole structure of decision making right from the beginning, because we wanted to avoid that (individual or team) decisions were confounded by the prospect of deciding later on in a team or as an individual.

Given the evidence from experiment E1 we should expect an increase in investments when subjects experience the first switch from individual to team decision making. It is less clear whether switching from team to individual decision making has the reverse effect, because team decisions might set a reference point for subsequent individual decisions.

The sessions for experiment E2 were run in February and March 2005 with a total of 306 participants. In treatment I-T-I we had 84 subjects (i.e. 28 teams) both in *SHORT* and in

⁸ See Appendix A2 for the instructions.

⁹ Actually, there were four teams (out of 102 participating teams) in which subjects could not agree on a joint decision, but entered different decisions. All data from the 12 subjects in these four teams have been excluded from the analysis.

LONG. In treatment T-I-T, 63 subjects (21 teams) participated in the *SHORT* condition and 75 subjects (25 teams) in the *LONG* condition.

4.2.2 Results

The left-hand side of Figure 2 shows the average investments in sequences of three rounds in the I-T-I-treatment under the conditions *SHORT* and *LONG*. As expected, we observe an increase of investments after round 3 when subjects switch from individual to team decision making (check in Figure 2 the difference between the left and the middle bar in both conditions of I-T-I). In *SHORT*, investments increase from 45.3 in rounds 1-3 to 53.9 in rounds 4-6 ($p = 0.08$; $N = 28$; Wilcoxon signed-ranks test)¹⁰. The same pattern is observed in *LONG* with investments of 49.4 in rounds 1-3, but 59.9 in rounds 4-6 ($p < 0.01$; $N = 28$). The decrease of investment levels when switching back from team to individual decision making after round 6, however, is not significant ($p > 0.2$ both in *SHORT* and in *LONG*).

Result 2A: *When starting with individual decision making (in I-T-I), subjects increase their investments significantly when they switch from individual to team decision making, but they do not decrease investments significantly when switching back.*

Figure 2 about here

The right-hand side of Figure 2 addresses treatment T-I-T. When switching from team to individual decision making after round 3, there is a decrease of investments in *SHORT* and an increase in *LONG*. However, none of both changes is significant, nor are the changes when switching back from individual to team decision making after round 6. The experience of

¹⁰ We use a conservative measure for testing, because we match the investments of a team in rounds 4-6 with the average investments of the three members in rounds 1-3. Hence, each team of three members constitutes one independent unit of observation.

team decisions seems to set a kind of anchor which persists even if subsequent decisions have to be made individually. This finding is consistent with the pattern associated with the switch after round 6 in treatment I-T-I. After subjects have experienced team decision making they do not decrease their investments significantly when returning to individual decision making.

Result 2B: *After having experienced team decision making (both in I-T-I and T-I-T), subjects do not decrease their investments significantly when switching back to individual decision making.*

Comparing data in *SHORT* with those in *LONG* reveals that MLA is also prevalent in experiment E2, thereby confirming the earlier findings of experiment E1. Both in I-T-I and T-I-T the overall average investments are significantly lower in *SHORT* than in *LONG* ($p = 0.07$ in *SHORT*, and $p < 0.01$ in *LONG*; Mann-Whitney U-test).

Result 2C: *Myopic loss aversion is also present in treatments I-T-I and T-I-T.*

We now turn to the contents of communication in the team decision phases of treatments I-T-I and T-I-T. We concentrate on the first decision made in a team (round 1 in T-I-T, and round 4 in I-T-I) and examine the importance of proposals and arguments exchanged in the electronic chat. Looking at the first decision of a team is justified on the following grounds. First, in the *LONG*-condition of the I-T-I-treatment, teams actually only have to make one decision after using the electronic chat. Hence, it is the cleanest test of the effects of proposals and arguments across all treatments and conditions when one considers only the communication preceding the very first decision. Second, when teams have to make several decisions (as in I-T-I-*SHORT* or in treatment T-I-T) the arguments discussed before the first team decision are rarely repeated in later rounds. That makes the coding of arguments after the first decision problematic, because one can no longer discriminate whether the absence of an argument that has been put forward in earlier decisions means that the argument still affects the decision or whether it is no longer considered as important.

Table 2 about here

Table 2 reports in the upper part of panel A the average of the very first proposals made in the electronic chat. According to a Kruskal-Wallis-test, the first proposals are not significantly different between any of the 4 experimental settings (2 treatments \times 2 conditions), even though they are about 20% lower in *SHORT* than in *LONG*.¹¹ The very first proposals are on average lower than the actual investments of the team (with $p < 0.05$ if we pool data from all four settings; Wilcoxon-signed ranks tests). This result indicates that the first proposals generally establish a lower limit for the team decision.

Panel A of Table 2 also includes the relative frequency of the three most frequently mentioned types of arguments. Argument A1 proposes to make high investments, because the expected payoff is maximized with maximum investment. This argument is mentioned in 29% to 44% of teams in the four experimental settings, but its frequency does not differ significantly across settings. Neither do the frequencies of the other two most frequently raised arguments. Argument A2 claims that positive investments pay off, because one can reasonably expect to win on average in 3 out of 9 rounds. If this expectation materializes, then the final payoff will be higher the higher one's investment. This argument A2 is raised in 4% to 13% of teams, with no significant difference across settings. Argument A3 stresses to invest little, because the probability of losing in a single round is double the one of winning in the lottery. This argument is invoked in 19% to 21% of cases.

Panel B of Table 2 reports the results of a tobit regression with the team's first investment decision as the dependent variable (with $X \in [0, 100]$) and the first proposal and the three most important arguments as independent variables. Dummies for the different experimental

¹¹ If we compare first proposals in *LONG* with those in *SHORT*, we find a weakly significant difference ($p = 0.08$; Mann-Whitney U-test).

settings are also included. The very first proposal has a significantly positive influence on the team decision. The higher the initial proposal, the higher is the actual investment.¹²

The fact that actual investments are even higher than the initial proposals is mainly driven by the arguments exchanged in the chat. If a team member mentions that the expected value is maximized with full investment then actual investments go up significantly. The same holds true if a member states that the expected number of wins is equal to 3 out of 9 rounds. The latter argument A2 is an indication that the short-term focus on the winning or losing probability in a single round is abandoned in favor of a longer-term perspective, which supports higher investments. This causal mechanism seems to be equivalent to the effects elicited by requiring a long-term commitment in *LONG*, compared to the short-term commitment in *SHORT*. If argument A3 is invoked, investments go down significantly, pointing out once more the negative influence of myopia (i.e. the focus on the single round probabilities of losing or winning) on investment levels.

4.3 Experiment E3: What are the driving factors for the higher investments of teams?

4.3.1 Treatments and procedure

The results in experiments E1 and E2 have shown that team decision making leads to higher investments than individual decision making. Experiment E3 has been designed in order to analyze why this is the case. From our point of view team decision making is influenced by two major factors: First, team members have the same payoffs from a given decision. Second, team members can communicate with each other. In order to examine the marginal effects of both factors, we ‘add’ both factors step by step to *individual* decision making in two different treatments.

¹² The significance of the first proposals for the team decision remains intact when we control for team members’ individual investments in the first three rounds of treatment I-T-I.

The first factor is addressed in the treatment PAYOFF where three subjects are linked and ordered as members 1, 2, and 3. Decisions are made subsequently and independently, with each member being responsible for three rounds.¹³ I.e., member 1 decides in the beginning for rounds 1-3. The other two members are informed about the decisions and the outcome of the lottery. The resulting payoffs accrue to all linked members. Hence, members 2 and 3 earn the same amount as member 1 has earned through his investments. Then member 2 decides for rounds 4-6, and member 3 for rounds 7-9, with the same information and payoff conditions as in rounds 1-3. Other than the mutual accrual of payoffs, there is no interaction between the linked members, and members remain anonymous. The whole procedure is common knowledge to all members before member 1 starts making his decisions.

The second factor is added in the treatment ADVICE¹⁴ which is identical to PAYOFF, except that members can give each other advice before and after making decisions. In detail, members can write down suggestions for investments or any other advice to their predecessors (i.e. members with a lower number) or their successors (i.e. members with a higher number). For instance, member 1 receives two separate sheets of paper with suggestions and advice from member 2, respectively member 3, before member 1 can make his decision. Subsequently, member 2 receives one sheet from member 3 and one from member 1. Information conditions concerning the lottery's outcome are as in PAYOFF, i.e. all linked members get to know the outcome as soon as a given round is over.

The experimental sessions were run from January to April 2005. A total of 252 participants were randomly assigned to our treatments and conditions in a between-subjects

¹³ The feature of members making decisions for three rounds only – instead of nine rounds – is motivated by letting each member be responsible for one third of the decisions that real teams of three subjects make in TEAMS and I-T-I and T-I-T.

¹⁴ See Appendix A3 for the instructions.

design. We had 18 groups of three linked subjects in *PAYOFF-SHORT*, 24 groups in *PAYOFF-LONG*, 24 groups in *ADVICE-SHORT*, and 18 groups in *ADVICE-LONG*.

4.3.2 Results

Figure 3 shows the average investments in *PAYOFF* and *ADVICE* in comparison to those in *INDIVIDUALS*. The *SHORT*-condition is illustrated on the left-hand side, and the *LONG*-condition on the right-hand side.¹⁵ The first thing to notice from Figure 3 is that we find higher investments in *PAYOFF* than in *INDIVIDUALS* under both conditions. Concerning the overall average investment, we find that the difference is significant in *SHORT* (50.3 vs. 39.4; $p < 0.05$; $N = 82$; Mann-Whitney U-test). In the *LONG*-condition we find a significant difference in rounds 7-9 only (73.5 vs. 54.1; $p < 0.05$; $N = 86$), but not for the overall average investments. Nevertheless, these results seem to indicate that the mere fact of letting subjects make decisions which are directly payoff-relevant for other subjects leads to higher investment levels, and therefore higher expected value, in *PAYOFF* than in *INDIVIDUALS* (where subjects are isolated from each other).

Figure 3 about here

The second important property of Figure 3 is that investments are even higher in *ADVICE* than in *PAYOFF*. The difference is significant in condition *SHORT* (61.4 vs. 50.3; $p = 0.06$; $N = 42$), but not in the condition *LONG*, even though average investments are always higher in *ADVICE* than in *PAYOFF* in rounds 1-3, rounds 4-6, and rounds 7-9. Adding the second factor of exchanging suggestions and advice raises investments above the level when only joint payoffs apply. Investments in *ADVICE* are not significantly different from those in

¹⁵ Panel C of Table 1 also reports the averages in the sequences of three rounds.

TEAMS (both in *SHORT* and in *LONG*), meaning that *ADVICE* captures the main elements of team decision making.¹⁶

Result 3A: *Our results in experiment E3 suggest that the higher investments of teams – compared to individuals – are caused approximately equally by the fact of having joint payoffs in teams and by the opportunity to exchange suggestions and advice in teams.*

Myopic loss aversion is also persistent in our treatments *PAYOFF* and *ADVICE*. Investments are, in fact, significantly higher in *LONG* than in *SHORT* in both treatments (62.5 vs. 50.3 in *PAYOFF*; $p < 0.01$; $N = 42$; and 72.9 vs. 61.4 in *ADVICE*; $p = 0.08$; $N = 42$). This finding further corroborates the earlier findings of experiments E1 and E2.

Result 3B: *Myopic loss aversion is also prevalent in the treatments *PAYOFF* and *ADVICE*.*

We now turn to the suggestions and advice exchanged in *ADVICE*. In panel A of Table 3 we report the average of the actually invested amounts and the average suggested amounts. There is no significant difference between suggested amounts in *SHORT* (67.6) and *LONG* (66.9). Furthermore, suggested amounts do not differ significantly from the actually invested amounts (61.4 in *SHORT*, and 72.8 in *LONG*).

It is interesting to note, though, that the amounts *suggested* in *ADVICE* are significantly higher than the amounts actually *invested* in treatment *INDIVIDUALS* ($p < 0.05$ both in *SHORT* and *LONG*; Mann-Whitney U-tests). This indicates that when individual subjects depend on others' decisions they recommend much higher investments (in *ADVICE*) than individuals actually choose when they act in isolation (in *INDIVIDUALS*). Obviously, subjects recognize in *ADVICE* that investing more yields higher expected payoffs. Receiving such advice and depending on each other's decisions then leads to higher investments.

Table 3 about here

¹⁶ Investments are significantly higher in *ADVICE* than in *INDIVIDUALS* both under *SHORT* and *LONG* ($p < 0.05$ under both conditions).

Panel A of Table 3 also contains the relative frequency of invoking the previously introduced arguments A1 to A3. Argument A1 on maximizing expected value is again the most frequent one and mentioned equally likely in *SHORT* (30%) and in *LONG* (31%). The only significant difference between both conditions can be found for argument A3. The suggestion to invest little because the probability of losing in the lottery is twice as high as the probability of winning in a *single* round is put forward in 18% of cases in *SHORT*, but only in 7% of cases in *LONG* ($p < 0.05$; χ^2 -test). Hence, the higher probability of losses is much more prominent and a topic of advice in *SHORT*, where subjects have to make decisions on investments in each single round.

Panel B of Table 3 reports the results of a tobit regression of suggestions and arguments on the actual investment decision of a subject (with $X \in [0, 100]$). The dummy for the *LONG*-condition is significantly positive, as one should expect in the presence of myopic loss aversion. The coefficients of the arguments A1 to A3 all have the expected signs, but only the mentioning of argument A2 on the expected frequency of winning has a significantly positive influence on investment levels. The other independent variables are insignificant, including the suggested investment level. It turns out, however, that the suggested investment is correlated with the presence or absence of argument A2 (with a Pearson correlation coefficient of 0.20; $p < 0.05$). That means that those subjects invoking argument A2 are predominantly those that actually suggest very high investments. Likewise, argument A1 is positively correlated with the suggested investment ($r = 0.72$; $p < 0.01$), whereas argument A3 is weakly significantly negatively correlated ($r = -0.15$; $p = 0.1$).

5 Conclusion

In this paper we have addressed two research questions on whether teams are also prone to the effects of myopic loss aversion and whether teams make different decisions under risk than individuals do. Implicitly, the first question has already been raised in the seminal paper by Benartzi and Thaler (1995) who wonder whether organizations display MLA. They have arrived at an affirmative answer by recurring to individual decision makers in organizations.

We have now provided robust experimental evidence that teams are, indeed, also prone to MLA. Given that we have recorded the communication within teams in experiments E2 and E3, we had initially hoped that the sources for MLA could be pinned down by finding a different contents of communication in the two conditions *SHORT* and *LONG*. If that had been the case, we might have been able to explain the different investment levels in *SHORT* and *LONG* as a consequence of different aspects of the decision being emphasized under both conditions. However, the contents of communication and the suggestions and the advice given in teams do not differ substantially between *SHORT* and *LONG*. Only in the *ADVICE* treatment we found the argument A3 (concerning the higher probability of a loss) to be significantly more prominent in *SHORT* than in *LONG*. However, the frequency of mentioning this argument did not emerge as a significant factor for explaining investment levels in the econometric analysis. Therefore, it seems that the mere fact of having a longer commitment in *LONG* than in *SHORT* is the decisive point for higher investments in *LONG*.¹⁷

Our first major result on the existence of MLA also in team decision making has three main implications. First, it supports the validity and applicability of the theoretical concept of MLA for a broader range of decision makers, encompassing both individuals as well as teams.

¹⁷ In a sense this is related to Benartzi and Thaler's (1999) finding that the repeated play of a positive expected value gamble is more attractive for individuals if they are shown the explicit distribution of possible overall outcomes than if they are only informed about the possible outcomes of a single gamble.

Second, it shows that MLA is a valid explanation for the equity premium puzzle, irrespective of which type of decision maker is actually present on financial markets. In the original paper of Benartzi and Thaler (1995), it was implicitly assumed that financial investment decisions are typically made by individuals. If they have MLA, the equity premium puzzle can be explained. Our findings imply that even if most financial decisions were made by teams we would probably still observe the equity premium. Third, our first result has some practical relevance for organizations since many important financial decisions in the real world are actually taken by teams rather than by individuals, for instance in team-managed funds or when a board of financial officers decides on a company's investments. Judging simply from the viewpoint of the influence of MLA on financial decisions, there does not seem to be a compelling reason to entrust financial decisions to teams, because our first result has shown teams to be as prone to MLA as individuals are.

However, the second major result of our paper is that teams invest significantly higher amounts than individuals do. This result has been found both in the *SHORT* and *LONG* condition. Given that the lotteries in the experiment had a positive expected value, this result indicates that teams are able to accumulate a significantly higher expected value than individuals – at the *same* level of risk. From experiment E1 we have learned that the reason for the higher investment of teams is not only that teams make more often risky investments than individuals – what psychologists would call risky shift – but also that teams make higher investments than even those individuals who *do* invest positive amounts – what might be called a shift in maximizing expected value at the same level of risk. Experiment E3 has tried to further disentangle the factors contributing to the higher investments of teams. The experimental results lend support to the view that team decisions are different from individual ones due to team members having joint payoffs, and due to the exchange of information and advice within teams.

The latter factor seems to be an obvious candidate for differences between individual and team decisions. Actually, several recent experiments have shown that giving or receiving naïve advice increases the efficiency of economic interaction in a broad variety of games, like public goods games or coordination games (see, e.g. Chaudhuri et al., 2001, 2005; Schotter and Sopher, 2001). Advice makes subjects think once more about the structure of an interaction and the possible efficiency gains that might be exploited. In our experiment E3 we have shown that investments increase significantly when the argument of maximizing the expected value in case of full investment is invoked. Even though subjects who received the advice were in no way committed to follow it (this was clearly mentioned in the instructions) they often followed suit.

The first factor of inducing higher investments by making payoffs interdependent in the sense that one member's decisions determine also the linked members' payoffs is a less obvious candidate for explaining differences between individuals and teams. Yet, our results demonstrate that this factor has approximately an equally strong influence on team decisions as giving advice. It seems to be an interesting question for future research why imposing joint payoffs is so influential. It might have to do with group identification (even though there is no direct interaction) and the wish to make a decision which is good for the group as a whole. If such a wish was promoted by joint payoffs, the action of investing a high or the full amount in order to maximize the expected value not only for oneself, but also for the linked members, might look more attractive. As a first indication that this might be the case, we note that the relative frequency of investing the full endowment ($X = 100$) is significantly higher in PAYOFF than in INDIVIDUALS (with a significant difference in *SHORT*: 18.5% vs. 12.5%; $p < 0.05$; χ^2 -test).

In sum, our second result of teams investing higher amounts in the lottery has the following implications. First, teams lean more towards maximization of expected value than individuals do. Even though teams need not be more consistent than individuals with respect

to the axioms of expected utility theory (Bone et al., 1999; Rockenbach et al., 2001), they accumulate more expected value at the same level of risk. Second, from an organizational perspective our results seem to suggest that it is, in principle, wise to use teams for making investment decisions. However, whether using teams really pays off for an organization also depends upon the additional costs (of manpower, for instance) associated with team decision making. Weighing these costs and the possible benefits of team decision making has been beyond the scope of this paper, but might also be an interesting topic for future research.

References

- Arrow, Kenneth J. (1987). "Rationality of self and others in an economic system", in: Hogarth, Robin M., and Melvin W. Reder (eds.), *Rational Choice. The Contrast between Economics and Psychology*. Chicago, University of Chicago Press, 201-216.
- Barron, Greg, and Ido Erev (2003). "Small feedback-based decisions and their limited correspondence to description-based decisions", *Journal of Behavioral Decision Making* 16, 215-233.
- Bellemare, Charles, Michaela Krause, Sabine Kröger, and Chendi Zhang (2005). "Myopic loss aversion, information dissemination, and the equity premium puzzle", *Economics Letters* 87, 319-324.
- Benartzi, Shlomo, and Richard Thaler (1995). "Myopic loss aversion and the equity premium puzzle", *Quarterly Journal of Economics* 110, 73-92.
- Benartzi, Shlomo, and Richard Thaler (1999). "Risk aversion or myopia? Choices in repeated gambles and retirement investments", *Management Science* 45, 364-381.
- Bone, John, John Hey, and John Suckling (1999). "Are groups more (or less) consistent than individuals?", *Journal of Risk and Uncertainty* 8, 63-81.
- Chaudhuri, Ananish, Sara Graziano, and Pushkar Maitra (2005). "Social learning and norms in a public goods experiment with inter-generational advice", *Review of Economic Studies*, forthcoming.
- Chaudhuri, Ananish, Andrew Schotter, and Barry Sopher (2001). "Talking ourselves to efficiency: Coordination in inter-generational minimum games with private, almost common and common knowledge in advice", Mimeo.
- Davis, James H. (1992). "Some compelling intuitions about group consensus decisions, theoretical and empirical research, and interpersonal aggregation phenomena: Selected examples, 1950-1990", *Organizational Behaviour and Human Decision Processes* 52, 3-38.
- Eliaz, Kfir, Debrash Ray, and Ronny Razin (2005). "A decision-theoretic basis of choice shifts in groups", *American Economic Review*, forthcoming.
- Fellner, Gerlinde, and Matthias Sutter (2005). "How to fight myopic loss aversion", Working Paper, Department of Finance, University of Bonn.

- Fischbacher, Urs (1999). "Z-tree: Zurich toolbox for readymade economic experiments", Working Paper No. 21, Institute for Empirical Research in Economics, University of Zurich.
- Gneezy, Uri, and Jan Potters (1997). "An experiment on risk taking and evaluation periods", *Quarterly Journal of Economics* 102, 631-645.
- Gneezy, Uri, Arie Kapteyn, and Jan Potters (2003). "Evaluation periods and asset prices in a market experiment", *Journal of Finance* 58, 821-837.
- Greiner, Ben (2004). "An Online Recruitment System for Economic Experiments", in: Kurt Kremer and Volker Macho (eds.): *Forschung und wissenschaftliches Rechnen 2003*. GWDG Bericht 63. Gesellschaft für Wissenschaftliche Datenverarbeitung, Göttingen, pp. 79-93.
- Haigh, Michael S., and John A. List (2005). "Do professional traders exhibit myopic loss aversion? An experimental analysis", *Journal of Finance* 60: 523-534.
- Houghton, Susan M., Mark Simon, Karl Aquino, and Caren B. Goldberg (2000). "No safety in numbers. Persistence of biases and their effects on team risk perception and team decision making", *Group and Organization Management* 25, 325-353.
- Kahneman, Daniel, and Dan Lovallo (1993). "Timid choices and bold forecasts: A cognitive perspective on risk taking", *Management Science* 39, 17-31.
- Kahneman, Daniel, and Amos Tversky (1979). "Prospect theory: An analysis of decision under risk", *Econometrica* 47, 263-291.
- Kahneman, Daniel, and Amos Tversky (1984). "Choices, values and frames", *American Psychologist* 39, 341-350.
- Kerr, Norbert L., Robert J. MacCoun and Geoffrey P. Kramer (1996). "Bias in judgment: Comparing individuals and groups", *Psychological Review* 103, 687-719.
- Kocherlakota, N. R. (1996). "The equity premium puzzle: It's still a puzzle", *Journal of Economic Literature* 34: 42-71.
- Langer, Thomas, and Martin Weber (2003). "Does binding of feedback influence myopic loss aversion? An experimental analysis", CEPR Discussion Paper 4084, London.
- Langer, Thomas, and Martin Weber (2005). "Myopic prospect theory vs. myopic loss aversion: How general is the phenomenon?", *Journal of Economic Behavior and Organization* 56: 25-38.

- Levine, John M., and Richard L. Moreland (1998). "Small groups", in: Gilbert, D. T., Fiske, S. T. and Lindzey, G. (eds.), *The Handbook of Social Psychology*. 4th edition, vol. 2, 415-469.
- Mehra, Rajnish, and Edward Prescott (1985). "The equity premium: A puzzle", *Journal of Monetary Economics* 15, 145-161.
- Prather, Larry J., and Karen L. Middleton (2002). "Are $N+1$ heads better than one? The case of mutual fund managers", *Journal of Economic Behaviour and Organization* 47, 103-120.
- Siegel, Jeremy J., and Richard Thaler (1997). "Anomalies: The equity premium puzzle", *Journal of Economic Perspectives* 11/1, 191-200.
- Rockenbach, Bettina, Abdolkarim Sadrieh, and Barbara Mathauschek (2001). "Teams take the better risks", Mimeo. University of Erfurt.
- Schotter, Andrew, and Barry Sopher (2001). "Social learning and coordination conventions in inter-generational games: An experimental study", Mimeo.
- Stoner, James A. F. (1961). "A comparison of individuals and group decisions involving risk", Cambridge, MA: Unpublished Master's Thesis (MIT).
- Thaler, Richard (1985). "Mental accounting and consumer choice", *Marketing Science* 4, 199-214.
- Thaler, Richard, Amos Tversky, Daniel Kahneman, and Alan Schwartz (1997). "The effect of myopia and loss aversion on risk taking: An experimental test", *Quarterly Journal of Economics* 102, 647-661.
- Tversky, Amos, and Daniel Kahneman (1992). "Advances in prospect theory: Cumulative representation of uncertainty", *Journal of Risk and Uncertainty* 5, 297-323.

Figures and Tables

Figure 1. Investments in INDIVIDUALS and TEAMS

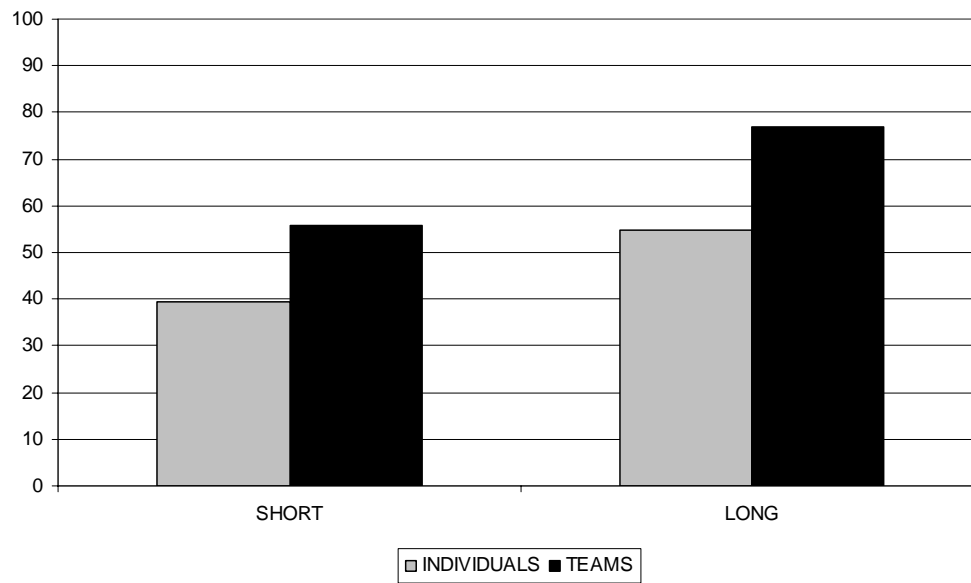


Figure 2. Investments in sequences of 3 rounds in I-T-I and T-I-T

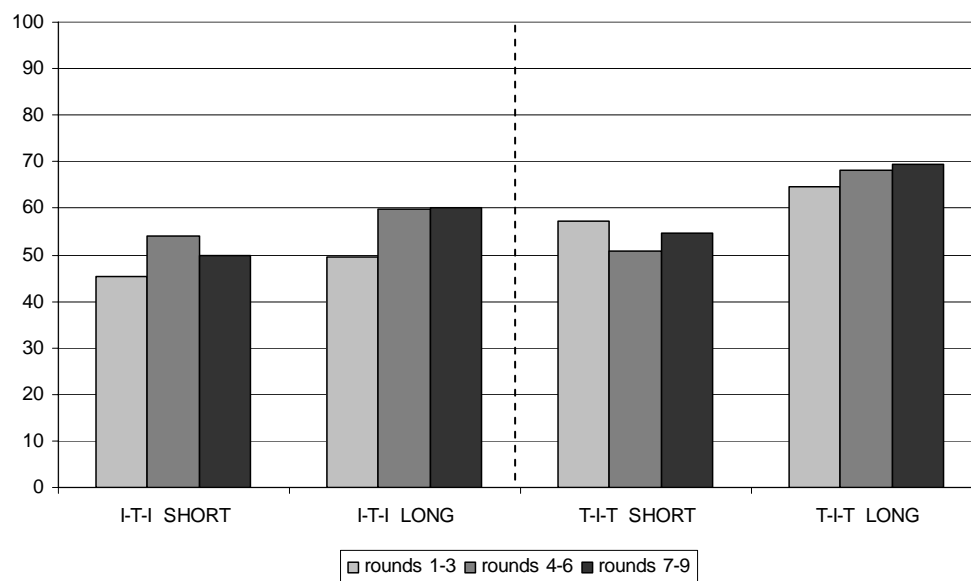


Figure 3. Investments in INDIVIDUALS, PAYOFF and ADVICE

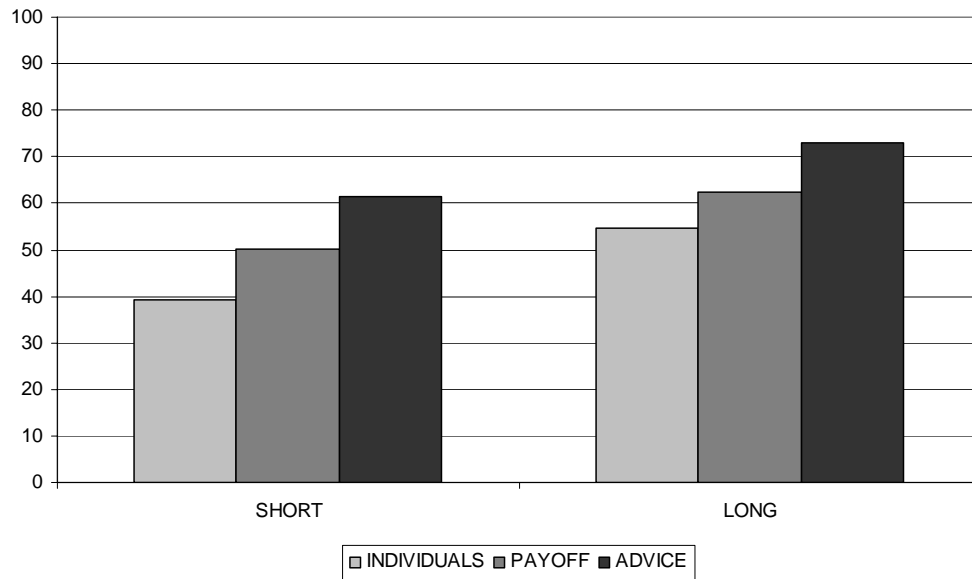


Table 1. Investments

A. Experiment E1	INDIVIDUALS- <i>SHORT</i>	INDIVIDUALS- <i>LONG</i>	TEAMS- <i>SHORT</i>	TEAMS- <i>LONG</i>
	<i>N</i> = 64*	<i>N</i> = 62	<i>N</i> = 84	<i>N</i> = 84
OVERALL	39.4	54.7	55.7	76.8
Rounds 1 – 3	39.6	55.0	53.4	70.2
Rounds 4 – 6	38.5	55.1	56.1	78.2
Rounds 7 – 9	40.1	54.1	57.6	82.1
B. Experiment E2	I-T-I- <i>SHORT</i>	I-T-I- <i>LONG</i>	T-I-T- <i>SHORT</i>	T-I-T- <i>LONG</i>
	<i>N</i> = 84	<i>N</i> = 84	<i>N</i> = 63	<i>N</i> = 75
OVERALL	49.7	56.4	54.1	67.4
Rounds 1 – 3	45.3	49.4	57.1	64.6
Rounds 4 – 6	53.9	59.9	50.8	68.2
Rounds 7 – 9	49.9	60.0	54.6	69.4
C. Experiment E3	PAYOFF- <i>SHORT</i>	PAYOFF- <i>LONG</i>	ADVICE- <i>SHORT</i>	ADVICE- <i>LONG</i>
	<i>N</i> = 54	<i>N</i> = 72	<i>N</i> = 72	<i>N</i> = 54
OVERALL	50.3	62.5	61.4	72.9
Rounds 1 – 3	41.1	57.2	57.2	68.9
Rounds 4 – 6	48.8	56.7	65.4	70.1
Rounds 7 – 9	60.9	73.5	61.5	79.7

* *N* refers to the number of subjects participating in the respective treatment and condition. In treatments with team decision making, *N*/3 denotes the number of independent (team) observations.

Table 2. The contents and role of communication in treatments I-T-I and T-I-T

A. Proposals and arguments	<i>I-T-I-SHORT</i>	<i>I-T-I-LONG</i>	<i>T-I-T-SHORT</i>	<i>T-I-T-LONG</i>
First proposal for team investment	43.4	53.6	46.0	59.6
Actual investment (in first round as team)	52.7	59.9	51.7	64.5
Relative frequency of argument				
A1. Invest high, because maximum expected payoff with X=100	0.32	0.32	0.29	0.44
A2. Invest high, because expected frequency of winning is three times	0.11	0.13	0.05	0.04
A3. Invest little, because $p(\text{losing}) = 2 * p(\text{winning})$	0.21	0.21	0.19	0.20

B. Tobit-regression	coefficient	standard error
Dependent variable: First investment of team (round 1 in T-I-T; round 4 in I-T-I)		
Constant	26.73***	6.57
First proposal for investment	0.46***	0.08
Argument A1	40.54***	5.40
Argument A2	28.40**	9.45
Argument A3	-10.40*	5.74
Dummy for <i>I-T-I-SHORT</i>	-3.65	6.68
Dummy for <i>I-T-I-LONG</i>	-3.73	6.50
Dummy for <i>T-I-T-SHORT</i>	-5.40	6.96

$N = 102$ (teams); Adjusted $R^2 = 0.64$

Significant at 10% (*), 5% (**), or 1% (***)

Table 3. Suggestions and arguments in treatment ADVICE

A. Suggestions and arguments	<i>SHORT</i>	<i>LONG</i>
Average suggestion for investment	67.6	66.9
Actual investment	61.4	72.8
Relative frequency of argument		
A1. Invest high, because maximum expected payoff with X=100	0.30	0.31
A2. Invest high, because expected frequency of winning is three times	0.14	0.14
A3. Invest little, because $p(\text{losing}) = 2 \cdot p(\text{winning})$	0.18	0.07

B. Tobit-regression	coefficient	standard error
Dependent variable: Investment of subject		
Constant	69.4***	11.6
Condition (1 = <i>LONG</i>)	14.3**	7.1
Suggestion for investment	0.1	0.2
Argument A1	7.9	9.8
Argument A2	13.5*	8.0
Argument A3	-11.2	8.1

$N = 126$; *Adjusted R*² = 0.08

Significant at 10% (), 5% (**), or 1% (***)*

Appendix (for referees' use – instructions are translated from German)

A1. Experimental instructions for experiment E1

The following instructions are for INDIVIDUALS in the *SHORT*-condition. *Modifications for the LONG-condition are in italics.* Additions for the TEAMS-treatment are included in {arial font in brackets}.

Instructions for the experiment

This experiment consists of 9 successive rounds. In each round you {your team} will receive an endowment of 100 Euro-cents. You {Your team} must decide which part of this endowment (between 0 Euro-cents and 100 Euro-cents) you wish to invest in a lottery. The investment will be denoted as amount X . You have 3 minutes time (*9 minutes time*) to {discuss and} make a decision. Please note that the time limit will not be enforced, but that you are kindly requested to arrive at a decision within this time or shortly thereafter. {Within your team, you have to agree on a single choice of the amount X .}

The outcome of the lottery is as follows:

- With a chance of $2/3$ (66.67%) you lose the amount X you have invested and your payoff in the respective round is Payoff = $100 - X$ Euro-cents.
- With a chance of $1/3$ (33.33%) you win two and a half times the amount X you have invested in addition to your initial endowment and your payoff in the respective round is Payoff = $100 + 2.5X$ Euro-cents.

The actual outcome of the lottery depends on a randomly drawn number out of the uniformly distributed interval $[0, 3]$ and on your type. There are three possible types: Type 1, 2, and 3. In the first round, you will be informed about your type, which remains fixed for all 9 rounds.

Type 1 wins if the random number in a given round is from the interval $[0, 1]$.

Type 2 wins if the random number in a given round is from the interval $(1, 2]$.

Type 3 wins if the random number in a given round is from the interval $(2, 3]$.

The random number in a given round is identical for all participants in the experiment and it will be independently drawn anew in each consecutive round. We will draw 10 different random numbers in each round, but only the tenth random number will be decisive for the lottery's outcome.

In the experiment, you have to decide on your investment X in blocks of three rounds each. That means that at the beginning of the first, fourth, and seventh round you {your team} have to decide on the amount X , which then applies for the respective block (i.e. for rounds 1-3 or 4-6 or 7-9). Whereas the random number is independently drawn in each single round, you have to decide on X for three consecutive rounds.

After all individuals {teams} have entered their decision, you will be informed about the outcome of the random draw (*in each of the three rounds of a block*), about whether you have won or lost in the respective round (*in each single round of a block*), about your round payoff (*in each round of the block*) and your accumulated payoff in the whole experiment. For your final earnings, we will add up your payoffs in all 9 rounds. {Please note that each single member of a team will be paid the full earnings, which, of course, are identical for all team members.}

A2. Experimental instructions for experiment E2 – Treatment I-T-I

The following instructions are for treatment I-T-I in condition *SHORT*. Subjects received at first the following instructions. After round 3 they got a separate sheet with the paragraph on “Change after round 3”, and after round 6 they got another separate sheet with the paragraph on “Change after round 6”.

Instructions for the experiment

This experiment consists of 9 successive rounds. In each round you will receive an endowment of 100 Euro-cents. You must decide which part of this endowment (between 0 Euro-cents and 100 Euro-cents) you wish to invest in a lottery. The investment will be denoted as amount X .

The outcome of the lottery is as follows:

- With a chance of $2/3$ (66.67%) you lose the amount X you have invested and your payoff in the respective round is Payoff = $100 - X$ Euro-cents.
- With a chance of $1/3$ (33.33%) you win two and a half times the amount X you have invested in addition to your initial endowment and your payoff in the respective round is Payoff = $100 + 2.5X$ Euro-cents.

The actual outcome of the lottery depends on a randomly drawn number out of the uniformly distributed interval $[0, 3]$ and on your type. There are three possible types: Type 1, 2, and 3. In the first round, you will be informed about your type, which remains fixed for all 9 rounds.

Type 1 wins if the random number in a given round is from the interval $[0, 1]$.

Type 2 wins if the random number in a given round is from the interval $(1, 2]$.

Type 3 wins if the random number in a given round is from the interval $(2, 3]$.

The random number in a given round is identical for all participants in the experiment and it will be independently drawn anew in each consecutive round. We will draw 10 different

random numbers in each round, but only the tenth random number will be decisive for the lottery's outcome.

After all individuals have entered their decision, you will be informed about the outcome of the random draw, about whether you have won or lost in the respective round, about your round payoff and your accumulated payoff in the whole experiment.

Change after round 3

From round 4 on you have to make your decision in a group of 3 persons. That means you have to agree on the amount X with two other subjects.

In order to find an agreement, you can communicate with the two other subjects via an electronic chat which has already been installed.

You can access the electronic chat if you press the keys „Alt + Tab“. By pressing these keys you can switch back and forth between the chat and the input screen of z-Tree.

You are requested to use the chat as long as necessary to reach a joint decision. If you have agreed on an amount X , please enter the amount on your input screen and confirm your entry.

Note 1: In case you do not manage to agree on a joint decision and in case the three members of a group do not enter the same number you will not earn anything in the respective round.

Note 2: It is forbidden to send any message that might reveal your identity to the other group members. In case you violate this rule, you will not earn anything in the whole experiment.

Change after round 6

From round 7 onwards you will have to make your decision again individually, as in rounds 1-3. You can no longer access the electronic chat from now on. After round 9, the experiment will end and you will receive your total earnings in cash.

A3. Experimental instructions for experiment E3 – Treatment ADVICE

The following instructions are for treatment ADVICE in condition *SHORT*. The instructions for PAYOFF differ such that they do not include the *italicized* paragraphs on how to exchange advice among linked members.

Instructions for the experiment

3 linked members

In this experiment 3 subjects will be linked and randomly ordered as member 1, member 2, and member 3. Member 1 will have to make decisions before member 2, and member 2 will make decisions before member 3. The decisions of each member will affect the other members by influencing their payoffs in ways described in the following.

This experiment consists of 9 rounds, and each member has to make decisions for 3 rounds. I.e. member 1 is responsible for rounds 1-3, member 2 for rounds 4-6, and member 3 for rounds 7-9.

Your decision: In each round you will receive an endowment of 100 Euro-cents. You must decide which part of this endowment (between 0 Euro-cents and 100 Euro-cents) you wish to invest in a lottery. The investment will be denoted as amount X .

The outcome of the lottery is as follows:

- With a chance of $2/3$ (66.67%) you lose the amount X you have invested and your payoff in the respective round is Payoff = $100 - X$ Euro-cents.
- With a chance of $1/3$ (33.33%) you win two and a half times the amount X you have invested in addition to your initial endowment and your payoff in the respective round is Payoff = $100 + 2.5X$ Euro-cents.

The actual outcome of the lottery depends on a randomly drawn number out of the uniformly distributed interval $[0, 3]$ and on your type. There are three possible types: Type 1, 2, and 3. In the first round, you will be informed about your type, which remains fixed for all 9 rounds.

Type 1 wins if the random number in a given round is from the interval $[0, 1]$.

Type 2 wins if the random number in a given round is from the interval $(1, 2]$.

Type 3 wins if the random number in a given round is from the interval $(2, 3]$.

The random number in a given round is identical for all participants in the experiment and it will be independently drawn anew in each consecutive round. We will draw 10 different random numbers in each round, but only the tenth random number will be decisive for the lottery's outcome.

After each round you will be informed about the outcome of the random draw, about whether you have won or lost in the respective round, about your round payoff and your accumulated payoff in the whole experiment.

Round payoffs accrue to all members

The payoff of a given round applies to all linked members. That means that, for instance, if member 1 makes a decision in round 1, the resulting payoff (depending on the lottery's outcome) does not only accrue to him/her, but also and equally to members 2 and 3.

Giving advice to other members

Since your total payoff from this experiment depends on the decisions of the other members you are allowed to give them advice and suggestions what to do. This is done as follows. You can write down on the enclosed sheets any comments, advice or suggestion (other than revealing your identity) for your predecessors (i.e. a member with a lower number) or your successor (i.e. a member with a higher number).

Note that member 1 can only make his decisions for rounds 1-3 after he/she has received the sheets from members 2 and 3. After member 1 has taken the decisions, he/she can write down any comments, advice or suggestion for his successors. This advice is brought to member 2 (together with the sheet from member 3 for the predecessor) and then member 2 has to decide. After that member 2 may write down comments for member 3, which are finally brought to member 3, together with the advice from member 1.

Note 1:

You need not follow the advice and suggestions that you may receive from your successor or predecessors.

Note 2:

After a member has taken a decision, all linked members will always be informed immediately about the decision and the outcome of the lottery (which yields your round payoffs).